


# Sunny Apex



## Features

- Aesthetically using clear surface back-contact cells
- Cells with High conversion efficiency above 24%
- N-type solar cell has no LID naturally
- Lower hot spot temperature, higher safety
- Lower shadow-blocking loss
- Better weak illumination response

## Electrical Specifications

Model Type	SA-B415
Peak Power (Pmax)	415W
Module Efficiency	22.60%
Maximum Power Voltage (Vmp)	21.7V
Maximum Power Current (Imp)	19.12A
Open Circuit Voltage (Voc)	24.8V
Short Circuit Current (Isc)	20.19A
Power Tolerance	-5% / + 10%
Maximum System Voltage	600V
Normal Operating Cell Temp.	46 °C (+/- 2)

## Mechanical Specifications

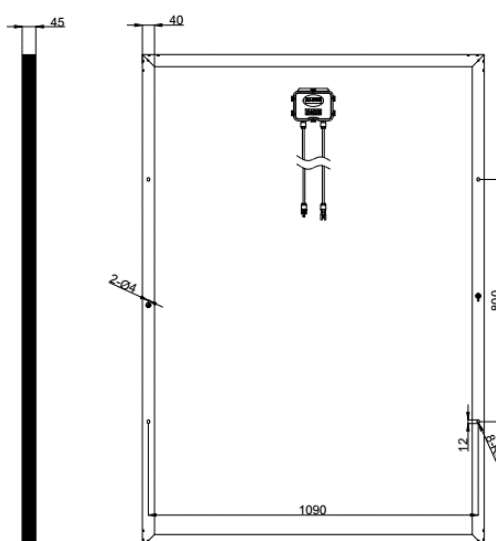

Cell type	IBC
Number of cells	total 102 cells, 34 cells in series
Weight	20kg [44.09lbs]
Dimensions	1625 x 1130 x 45mm [63.98 x 40.75 x 1.77in]
Frame	> 15 $\mu$ m clear anodized aluminum
Junction Box	IP 65 waterproof
Cables	4.00mm <sup>2</sup> , 900mm
Connectors	MC4 compatible

## Temperature Coefficients

Power	-0.290%/°C
Voltage	- 0.230%/°C
Current	+0.050%/°C

## Warranties & Certifications

Warranties	2 years product warranty, 25 years limited power warranty of 80% of the minimum specified power rating
------------	--



Unit: mm [inch]

Note: All electrical parameters are rated at standard test conditions (irradiance of 1000W/m<sup>2</sup>, AM 1.5G, cell temperature 77°F/25°C)

Caution: Read Safety and Installation Instruction before using this product.

2024 Sunny Apex Development Ltd. All right reserved. Specifications included in this datasheet are subject to change without notice.